

# Wickham Park Golf Club

# Course Risk Assessment



WICKHAM PARK  
GOLF CLUB

# Wickham Park Golf Club Risk Assessment – The Golf Course

 <b>Hazard</b>	<b>Who Might Be Harmed?</b>	 <b>How Is The Risk Controlled?</b>	<b>Risk Factor</b>
--	-----------------------------	--	--------------------

## General Overview of Course Risks

1.	<b>Typical hazards encountered on a Golf Course.</b>	Golfers, Greens Staff and spectators.	Strict adherence to the Rules and Etiquette of Golf, observe all signs and be aware of rules concerning cessation of play in dangerous weather or conditions.	Low
2.	<b>Teeing Off</b>  <b>Miss hit Tee shot to right or left</b>	Other Golfers on adjacent greens, fairways, or paths	Don't tee off until you are sure that the group in front are out of range. Don't tee off if any of your playing partners are standing forward of you. Don't tee off if anyone is walking toward the tee from any adjacent holes. Don't stand forward of a player teeing off. Don't walk towards a tee when someone is preparing to drive  Pay attention when playing shot and shout fore if ball drifts to left or right and there is any likelihood of hitting someone.	Medium
3.	<b>Rights of way</b>	Members of public and dog walkers on paths or fairways	Pay attention when playing shot and shout fore if ball drifts to left or right and there is any likelihood of hitting someone.	Medium
4.	<b>Fairway to Green</b>	Other Golfers	Don't take a shot until you are sure that the group in front are out of range. Don't take a shot if your playing partners are forward of you and in range. Stand in a safe position when a playing partner is taking a shot	Medium
5.	<b>Miss hit approach shot to green</b>	Players on adjacent holes	Be aware of players in this area and shout fore if hitting to left or right past green and there is any likelihood of hitting someone.	Medium
6.	<b>Streams, Riverbeds, Ponds Lakes</b>	All Golfers	Be aware of the dangers of streams, riverbeds (wet or dry, muddy areas), lakes, ponds including slipping down banks, deep water and slippery bridges. Don't step onto frozen water. Use ball retrievers whenever possible. Appropriate holes 2, 3, 4, 6, 7, 9, 12, 13	Medium
7.	<b>Hidden Greens</b>	Other Golfers, Greens Staff	Don't play to Greens until you are sure that the group in front have left. Greens that may be hidden from view for approach shot are holes - none	Low

# Wickham Park Golf Club Risk Assessment – The Golf Course

 <b>Hazard</b>	<b>Who Might Be Harmed?</b>	 <b>How Is The Risk Controlled?</b>	<b>Risk Factor</b>
---	-----------------------------	--	--------------------

8.	<b>Trees and other fixed hazards</b>	Golfers and Playing partners	When playing near trees beware of balls ricocheting.	Low
9.	<b>Undulating ground, hollows, hills</b>	All Golfers	Take care when walking over undulating ground especially when wet or icy. Appropriate to holes:2, 3, 12, 15, 17	medium
10.	<b>Driving Buggies</b>	All Golfers	Take care on hills, hollows, and undulations. Take special care driving over bridges or near to brooks and on inclines. Keep speed to minimum.	Medium



# Wickham Park Golf Club Risk Assessment – The Golf Course

	<b>Hazard</b>	<b>Who Might Be Harmed?</b>		<b>How Is The Risk Controlled?</b>	<b>Risk Factor</b>
---	---------------	-----------------------------	---	------------------------------------	--------------------



## Specific Risks Hole by Hole

	<b>Hole #</b>			
<b>E X A M P L E</b>	Miss-hit tee shot to right from White Tee	People on Putting Green Players in Buggies coming down from 18th	Check for players in these areas before taking shot. Shout fore if your ball is likely to go near to them.	Medium
	Balls coming from Driving range over net	You	Take care when walking along fairway and listen out for Fore Range being shouted	Medium
	Tee shot from White tee if behind trees	You	Take care when walking along fairway and listen out for Fore being shouted Trees to be regularly trimmed by greens staff	Low
	Green Approach shot drifts left	Players walking to 2 <sup>nd</sup> Tee	Pay attention when playing shot and shout fore if ball drifts to left and there is any likelihood of hitting someone.	Low
	Over hit approach to Green	Vehicles or people going down road	Pay attention when playing shot especially of vehicles are known to be coming down road.	Low
	<b>Hole 1</b>			
2	Miss-hit tee shot to right from Tee	People on 10 <sup>th</sup> tee or walking on path towards 10 <sup>th</sup> tee	Check for players in these areas before taking shot. Shout fore if your ball is likely to go near to them.	Low
	Balls coming from Driving range over net	All golfers	Take care when teeing off and listen out for Fore Range being shouted	Medium
	<b>Hole 2</b>			
2	Miss-hit tee shot to right from Tee	Players playing 11 <sup>th</sup> hole	Check for players in these areas before taking shot. Shout fore if your ball is likely to go near to them.	Low



# Wickham Park Golf Club Risk Assessment – The Golf Course

	Hazard	Who Might Be Harmed?	 How Is The Risk Controlled?	Risk Factor
4	Miss-hit approach to green	Players playing 12 <sup>th</sup> green	Check for players in these areas before taking shot. Shout fore if your ball is likely to go near to them.	Low
3	Approach to green	Public	Check members of the public on footpath behind green, shout fore if your ball is likely to go near to them.	Low
<b>Hole 3</b>				
2	Tee to fairway	Players on 3 <sup>rd</sup> fairway	Don't take a shot until you are sure that the group in front are out of range	Low
3	Miss-hit tee shot to left from Tee	Members of the public	Pay attention when playing shot and shout fore if ball drifts to left and there is any likelihood of hitting someone	Low
8	Manhole on fairway	Golfers and playing partners and staff	Regular checks for integrity	Low
<b>Hole 4</b>				
2	Miss-hit tee shot to left from Tee	Members of the public on road	Do not intentionally hit any balls towards the road or houses	Low
6	Pond behind green	Members of the public	Pay attention when playing shot and shout fore if there is any likelihood of hitting someone	Low
6	Pond behind green	All Golfers	Do not go too near edge to retrieve balls	Low
3	Left side of fairway	Members of the public	Pay attention when playing shot and shout fore if ball drifts to left and there is any likelihood of hitting someone	Low



# Wickham Park Golf Club Risk Assessment – The Golf Course

 Hazard	Who Might Be Harmed?	 How Is The Risk Controlled?	Risk Factor	
	Walking to 5 <sup>th</sup> tee	All golfers	Take care crossing the road to 5 <sup>th</sup> tee	Low
	<b>Hole 5</b>			
3	Left side of fairway	Members of the public	Pay attention when playing shot and shout fore if ball drifts to left and there is any likelihood of hitting someone	Low
10	Travelling to 6 <sup>th</sup> tee	All golfers	Take care crossing the public footpath, especially if using a buggy	Low
	<b>Hole 6</b>			
2	Tee to fairway	Players on 6 <sup>th</sup> fairway	Don't take a shot until you are sure that the group in front are out of range	Low
2	Miss-hit tee shot to right from Tee	Players on 7 <sup>th</sup> fairway	Pay attention when playing shot and shout fore if ball drifts to right and there is any likelihood of hitting someone	Low
6	Ditch by fairway	All golfers	Take care when approaching hazard to retrieve balls	Low
	<b>Hole 7</b>			
2	Miss-hit tee shot to right from Tee	Players on 6 <sup>th</sup> fairway	Pay attention when playing shot and shout fore if ball drifts to right and there is any likelihood of hitting someone	Low
6	Ditch by fairway	All golfers	Take care when approaching hazard to retrieve balls	Low

# Wickham Park Golf Club Risk Assessment – The Golf Course



 Hazard	Who Might Be Harmed?	 How Is The Risk Controlled?	Risk Factor	
10	Travelling to 8 <sup>th</sup> tee	All golfers	Take care crossing the public footpath, especially if using a buggy	Low
	<b>Hole 8</b>			
2	Tee to fairway	Players on fairway	Don't take a shot until you are sure that the group in front are out of range	Low
2	Miss-hit tee shot to left from Tee	Players on 14 <sup>th</sup> fairway	Pay attention when playing shot and shout fore if ball drifts to left and there is any likelihood of hitting someone	Low
	<b>Hole 9</b>			
	Balls coming from Driving range over net	All golfers	Take care when playing on fairway listen out for Fore Range being shouted	Medium
6	Ditch by fairway	All golfers	Take care when approaching hazard to retrieve balls	Low
2	Miss-hit tee shot to left from Tee	Players on 18 <sup>th</sup> fairway	Pay attention when playing shot and shout fore if ball drifts to left and there is any likelihood of hitting someone	Low
10	Travelling to 10 <sup>th</sup> tee in a buggy	All	When travelling between 9 <sup>th</sup> green to 10 <sup>th</sup> tee when coming round the corner of the clubhouse consider your speed and slow down	Medium
	<b>Hole 10</b>			
2	Miss-hit tee shot to left from Tee	Golfers on 11 <sup>th</sup> tee	Pay attention when playing shot and shout fore if ball drifts to left and there is any likelihood of hitting someone	Low

# Wickham Park Golf Club Risk Assessment – The Golf Course

 Hazard	Who Might Be Harmed?	 How Is The Risk Controlled?	Risk Factor	
<b>Hole 11</b>				
2	Miss-hit tee shot to left from 10 <sup>th</sup> Tee	Golfers on 11 <sup>th</sup> tee	Pay attention when playing and take appropriate action if shout of Fore is heard from 10 <sup>th</sup> Tee	Low
<b>Hole 12</b>				
6	Pond in front of green	All Golfers	Do not go too near edge to retrieve balls	Low
2	Miss-hit tee shot to left from Tee	Golfers on 2 <sup>nd</sup> green	Pay attention when playing shot and shout fore if ball drifts to left and there is any likelihood of hitting someone	Low
	Walking to 13 <sup>th</sup> tee	All golfers	Take care crossing the road to 13 <sup>th</sup> tee	Low
<b>Hole 13</b>				
2	Miss-hit tee shot to right from Tee	Members of the public on road to right hand side of fairway	Pay attention when playing shot and shout fore if ball drifts to left and there is any likelihood of hitting someone	Medium
3	Road that cuts across fairway	Members of the public	Pay attention when playing shot and shout fore if there is any likelihood of hitting someone	Medium
6	Ditch by fairway	All golfers	Take care when approaching hazard to retrieve balls	Low
<b>Hole 14</b>				



# Wickham Park Golf Club Risk Assessment – The Golf Course

 Hazard	Who Might Be Harmed?	 How Is The Risk Controlled?	Risk Factor	
2	Miss-hit tee shot to right from Tee	Golfers on 8 <sup>th</sup> fairway	Pay attention when playing shot and shout fore if ball drifts to right and there is any likelihood of hitting someone	Low
<b>Hole 15</b>				
2	Tee to fairway	Players on 15 <sup>th</sup> fairway	Don't take a shot until you are sure that the group in front are out of range, listen for bell to sound before teeing off (when in use, not currently due to Covid-19)	Low
2	Miss-hit tee shot to right from Tee	Golfers on 16 <sup>th</sup> fairway	Pay attention when playing shot and shout fore if ball drifts to right and there is any likelihood of hitting someone	Low
<b>Hole 16</b>				
2	Miss-hit tee shot to right from Tee	Golfers on 15 <sup>th</sup> fairway	Pay attention when playing shot and shout fore if ball drifts to right and there is any likelihood of hitting someone	Low
2	Miss-hit tee shot to left from Tee	Properties other side boundary to the left	Do not intentionally hit any balls towards the road or houses	Low
<b>Hole 17</b>				
2	Miss-hit tee shot to left from Tee	Golfers on 18 <sup>th</sup> tee	Pay attention when playing shot and shout fore if ball drifts to right and there is any likelihood of hitting someone	Low
<b>Hole 18</b>				
2	Miss-hit tee shot to right from Tee	Golfers on 9 <sup>th</sup> fairway	Pay attention when playing shot and shout fore if ball drifts to right and there is any likelihood of hitting someone	Low

# Wickham Park Golf Club Risk Assessment – The Golf Course

	<b>Hazard</b>	<b>Who Might Be Harmed?</b>		<b>How Is The Risk Controlled?</b>	<b>Risk Factor</b>
---	---------------	-----------------------------	--	------------------------------------	--------------------

Hazard No.	List What Further Action Is Necessary To Control The Risk	Person Responsible	Completion Date
2	Include this notice on website	General manager	01/01/2022
6	Buggy policy	General Manager	31/08/2020

**Assessment compiled by:**

**Date of assessment:**

**Signature:**

**Position:**

**Assessment review date:**

*Review If necessary due to course changes or incidents. Otherwise 1 October 2023*

# Wickham Park Golf Club Risk Assessment – The Golf Course

 Hazard	Who Might Be Harmed?	 How Is The Risk Controlled?	Risk Factor
--	----------------------	---	-------------

The Course may be closed when extreme or adverse weather conditions mean it is dangerous to play or damage to the course would result if play were permitted. Such conditions could cause greens to become waterlogged, the course flooded, covered in snow or poor visibility due to fog. The decision to close the course is made by the **Course Manager** in consultation with the **General Manager** and/or the **Professional Shop**

The procedure for closing the course will be as follows: The **Course Manager** will ring the **General Manager** and/or **Professional Shop** and inform them. The **Course Manager** will put up '**Course Closed**' signs and the **Professional Shop** will update the web site **Course Status**.

## FOG AND LOW CLOUD POLICY

The Marker Post at the 100 yard marker on the driving range is clearly visible during normal conditions. In conditions of low cloud or fog when the Marker Post is not visible the **Management** may close the course. No players should attempt to play in those conditions. If there is a need to stop play due to low cloud or fog the **Professional Shop** will sound a long blast of the Klaxon. Players should return safely to the Clubhouse. Resumption of play will be signalled by two short blasts on the klaxon.

## LIGHTNING POLICY

In the event of a lightning strike being seen within the vicinity of the Golf Club the **General Manager** or the **Professional Shop** will close the course by sounding a long blast on the Klaxon. When a lightning storm has been seen in the course vicinity, no play is to commence until a period of 15 minutes from the last lightning strike/clap of thunder. Play will resume after two short blasts of the Klaxon. Three long blasts indicate complete abandonment of play.

If the **General Manager** or the **Professional Shop** is unavailable it is incumbent upon each **Player** to assess the risks and ensure that they take appropriate measures to ensure safe passage from the course in the event of Fog or Lightning.

## COMPETITIONS

During a Club competition the **Competition Organiser** in conjunction with the **General Manager** or the **Professional Shop** may close the course if it is considered the course has become unsuitable for play. In the event that the **Competition Organiser, General Manager** or **Professional Shop** is unavailable it is incumbent upon each **Player** to assess the risk and ensure that they take appropriate measures to ensure safe passage from the course.

Players should make themselves fully conversant with the rules of the competition in which they are playing. E.g. in some competitions a cessation of play may also mean the abandonment of that particular competition. In other competitions such as Opens or Invitation Days, the competition may be recommenced if and when conditions allow. In such circumstances players must mark the position of their ball in the correct manner, otherwise a penalty or disqualification will result.

*The cease play signal is a long blast, and players should mark their ball and find somewhere safe to shelter. The all-clear signal is two short blasts, and if it sounds then play can resume. If this has not been sounded within ½ hour then play must be abandoned. Three long blasts indicate complete abandonment.*